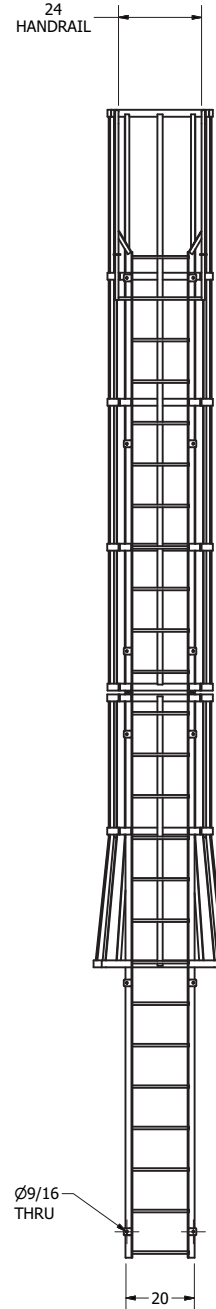
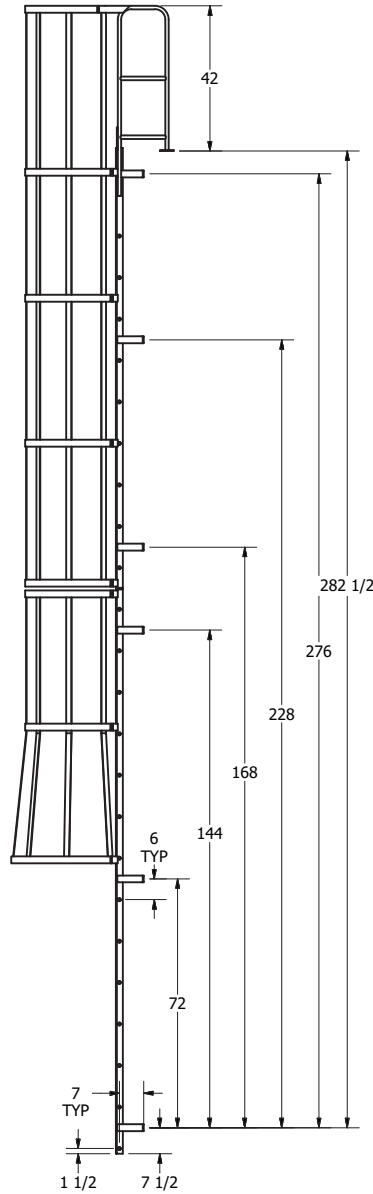
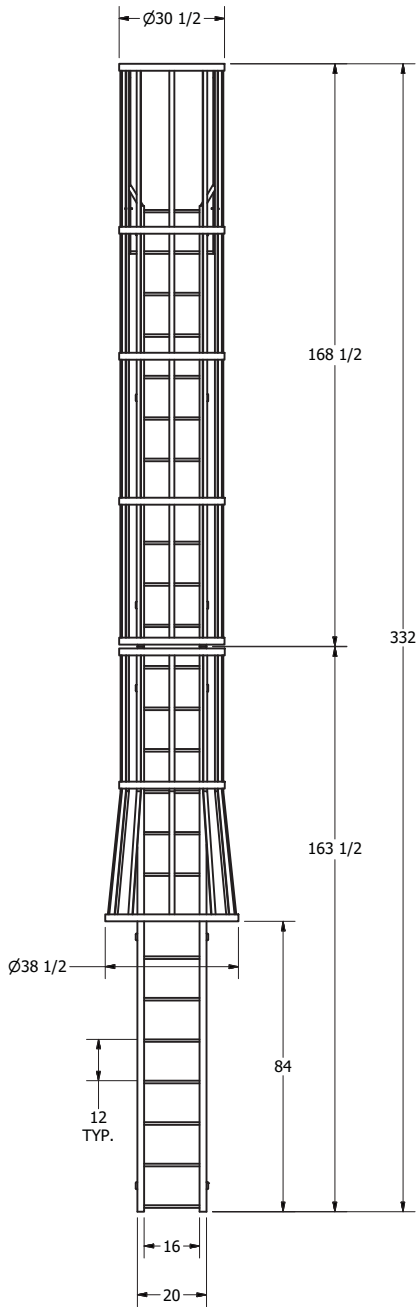
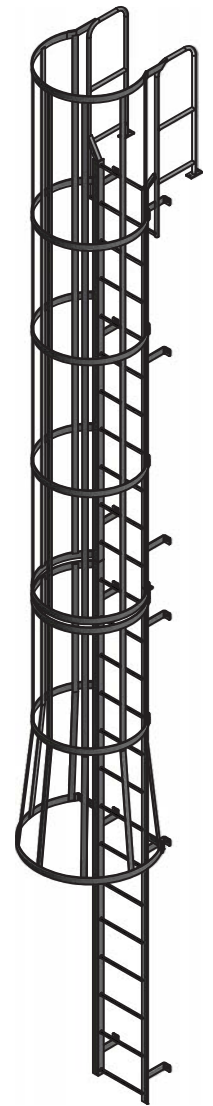


DETAIL A

24 HANDRAIL



NOTE:  
STANDOFF BRACKET LOCATIONS

ARE +/- 1"

DO NOT PREDRILL HOLES IN THE STRUCTURE.  
HOLES SHOULD BE MATCH DRILLED TO ENSURE  
PROPER ALIGNMENT.

3D MODEL AVAILABLE IN STEP FILE FORMAT ON OUR WEBSITE

|  |                                   |           |              |
|--|-----------------------------------|-----------|--------------|
| DRAWN  | NA                                | 4/27/2012 |              |
| CHECKED  |                                   |           |              |
| APPROVED   |                                   |           | TITLE        |
| PART   | D0570196-11 F25WC FOR CATALOG     | F25WC     |              |
| Drawing is computer generated, and print might not be to scale |                                   |           | REV          |
| SIZE   | C                                 | DWG NO    | A            |
| QUOTE  | D0570196-11 F25WC FOR CATALOG.dwg |           |              |
|  |                                   |           | SHEET 1 OF 1 |