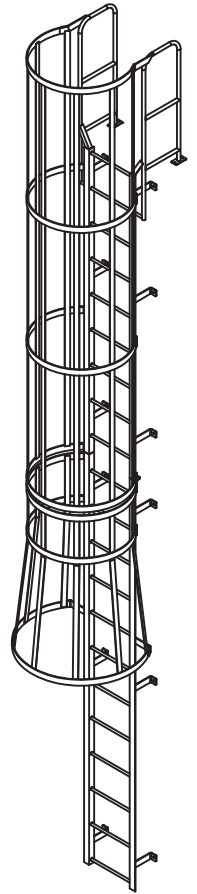
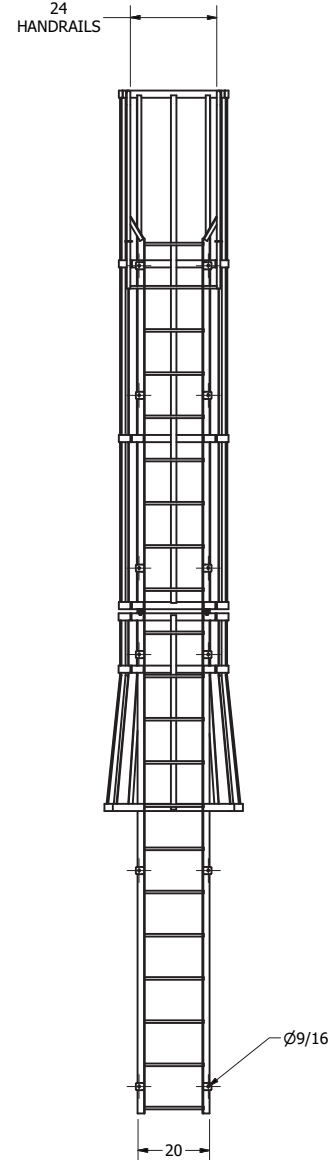
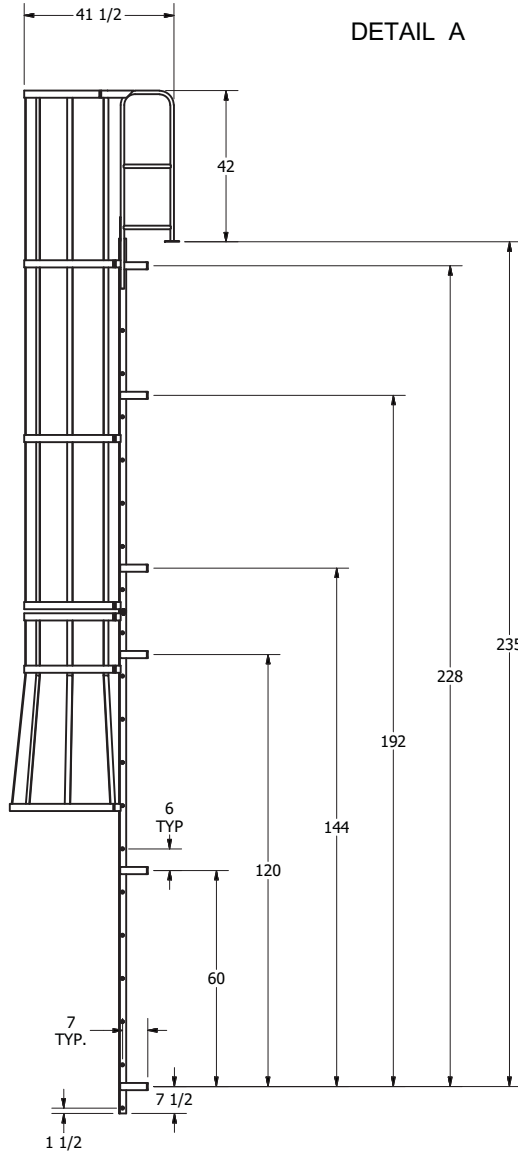
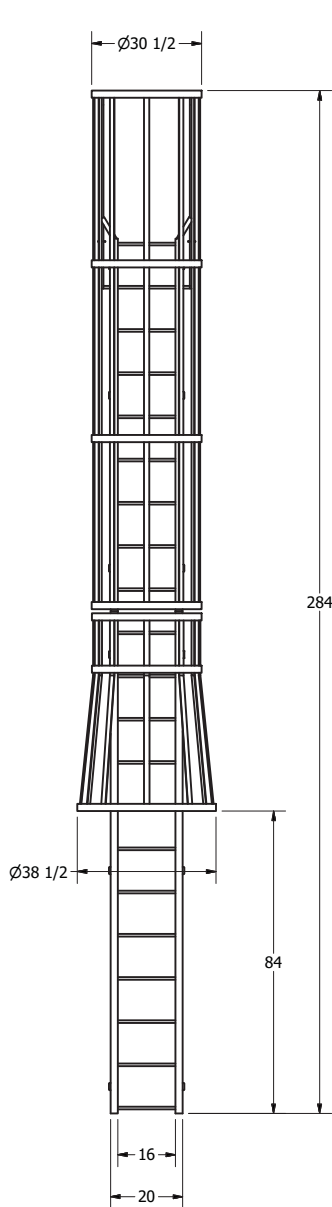


DETAIL A



NOTE:
STANDOFF BACKET LOCATIONS

ARE +/- 1"

DO NOT PREDRILL HOLES IN THE STRUCTURE.
HOLES SHOULD BE MATCH DRILLED TO ENSURE
PROPER ALIGNMENT.

3D MODEL AVAILABLE IN STEP FILE FORMAT ON OUR WEBSITE

| | | | |
|---------------------------------------|---|--|--------------|
| DRAWN NA | 2/22/2012 | | |
| CHECKED | | | |
| APPROVED | | TITLE | |
| PART D0570196-07 F21WC FOR CATALOG | | F21WC | |
| | | Drawing is computer generated, and print might not be to scale | |
| SIZE C | DWG NO D0570196-07 F21WC FOR CATALOG.dwg | REV A | |
| DIMENSIONS IN INCHES UNLESS NOTED | | | SHEET 1 OF 1 |