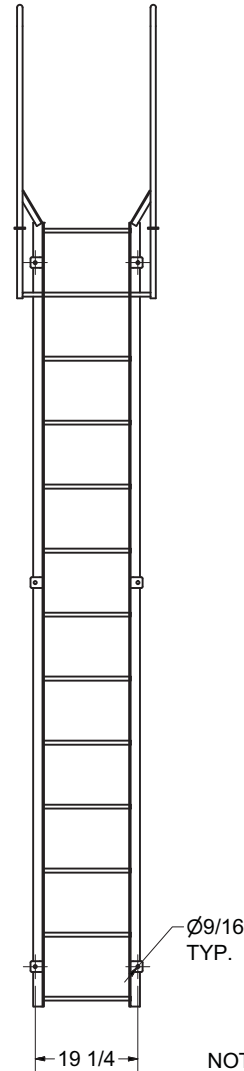
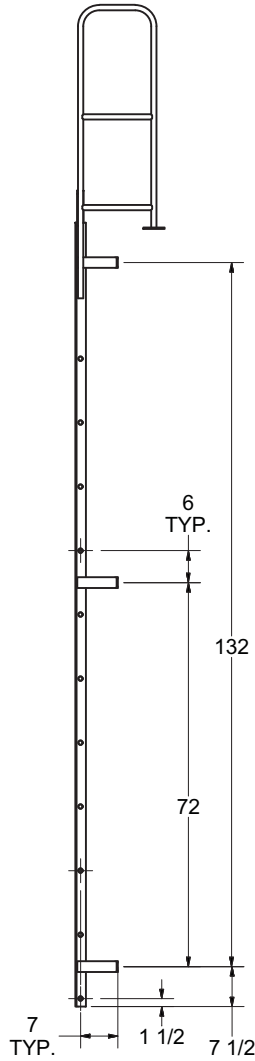
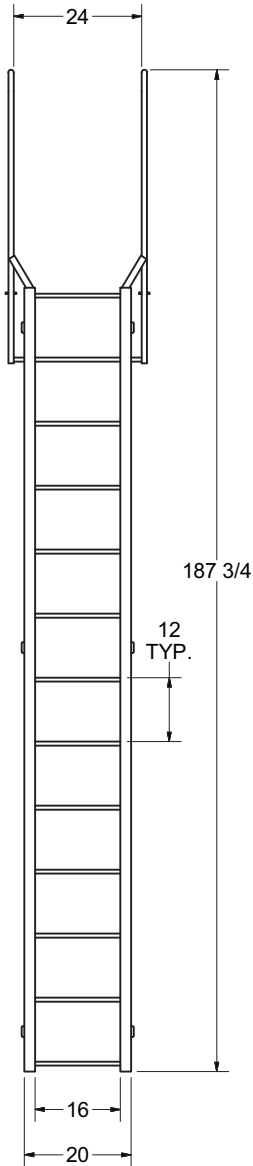


DETAIL A



NOTE:
STANDOFF BRACKET LOCATIONS
ARE ± 1".
DO NOT PREDRILL HOLES IN THE
STRUCTURE.
HOLES SHOULD BE MATCH DRILLED
TO INSURE PROPER ALIGNMENT

3D MODEL AVAILABLE IN STEP FILE FORMAT ON OUR WEBSITE



DRAWN KJS	12/4/2017		
CHECKED		TITLE	
APPROVED		F13W	
PART 3570231 F13W FOR CATALOG		Drawing is computer generated, and print might not be to scale	
		SIZE C	REV A
		DWG NO 3570231 F13W FOR CATALOG.dwg	
		DIMENSIONS IN INCHES UNLESS NOTED	
		SHEET 1 OF 1	